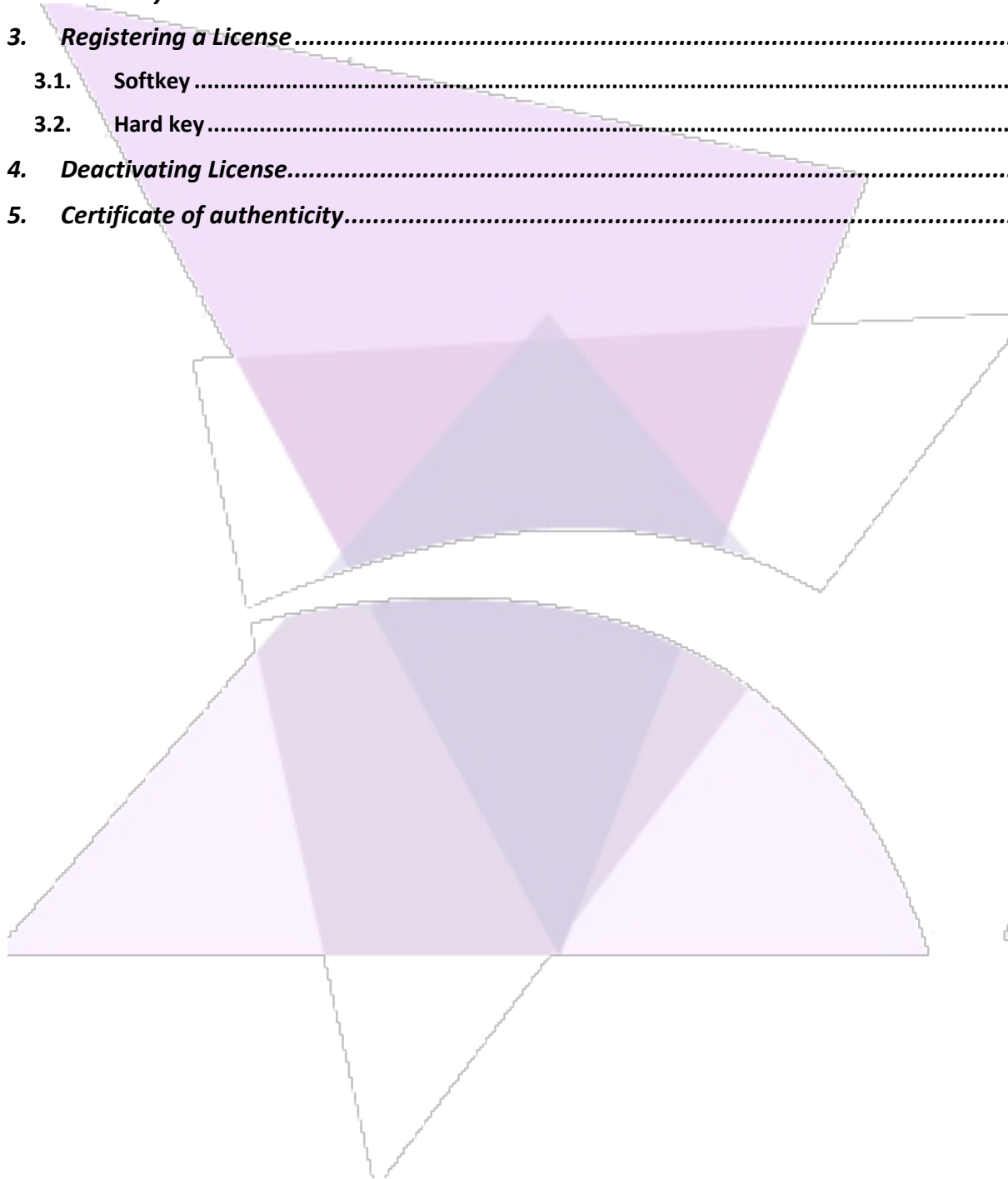


Document Information

Software Version:	4.1.2.0
Creation Date:	17 February 2021
Last Edit Date:	5 Feb, 2025
Version:	V1.1

Table of Contents

1. Scope	3
2. Summary.....	3
3. Registering a License.....	4
3.1. Softkey	6
3.2. Hard key	8
4. Deactivating License.....	11
5. Certificate of authenticity.....	13



1. Scope

This document will explain how the ADISRA SmartView license operates, how to register a new license, how to deactivate and move a license to another machine, and how to reactivate a license on a machine that was previously licensed.

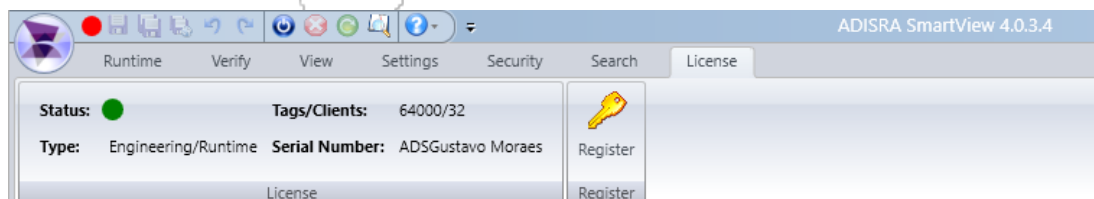
2. Summary

The ADISRA SmartView license authorizes a single machine to execute the ADISRA SmartView software. A single license cannot be used on multiple machines since it is associated with the unique components of the specific machine that generated the licensing code.

The license code is generated using a machine's hardware identification, which is based on 3 hardware components: CPU, HDD, and Mother Board. The component-based license ensures that a single license will only enable the software to work on a specific machine. If the user plans to change any of the three hardware components, we recommend the user contact ADISRA to deactivate the license and then have it reactivated after the hardware component has been replaced.

The ADISRA team securely generates each license based on a license code generated by the customer. The license generation steps are explained in more detail later in this document. A license can be deactivated by the customer at any time, but if it is deactivated, the customer must contact ADISRA to reactivate the license.

Information about your license is available on the 'License' ribbon. The information available is the license status, license type, the maximum clients and tags number, and the license serial number. The license status is represented by a circle color: green means activated, yellow means trial version, and orange means there are five days remaining until trial expiration.

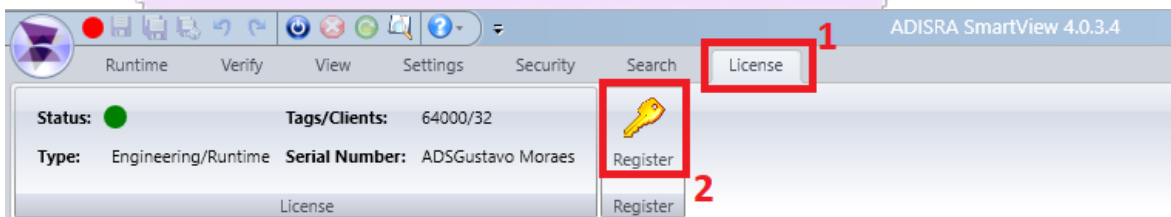


3. Registering a License

ADISRA SmartView gives the user a 30-day development trial when it is first installed. When the 30 days expire, a permanent license will need to be purchased to run the software. The instructions below will show the steps to register a new license

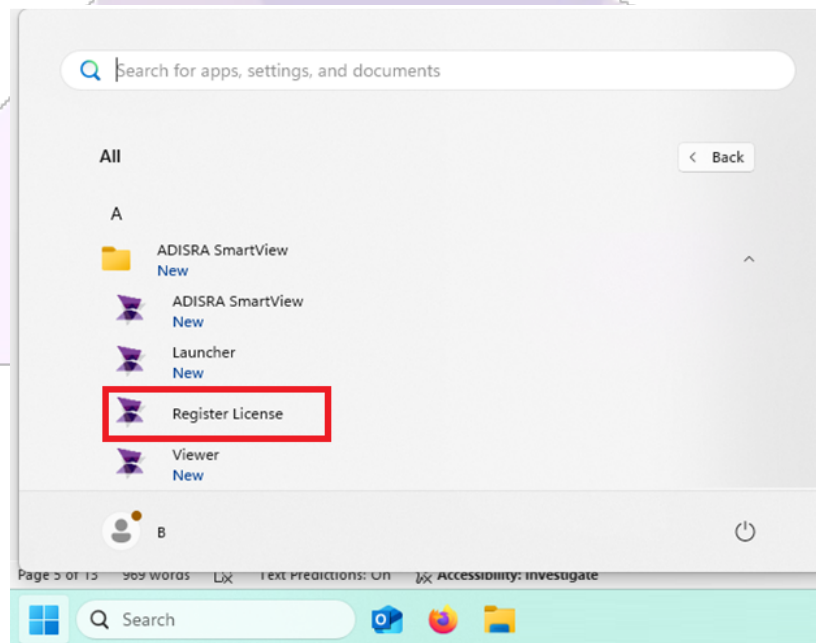
There are 3 ways to open the “License Register” window.

1. Select the License tab in the ADISRA SmartView banner and then the Register button:

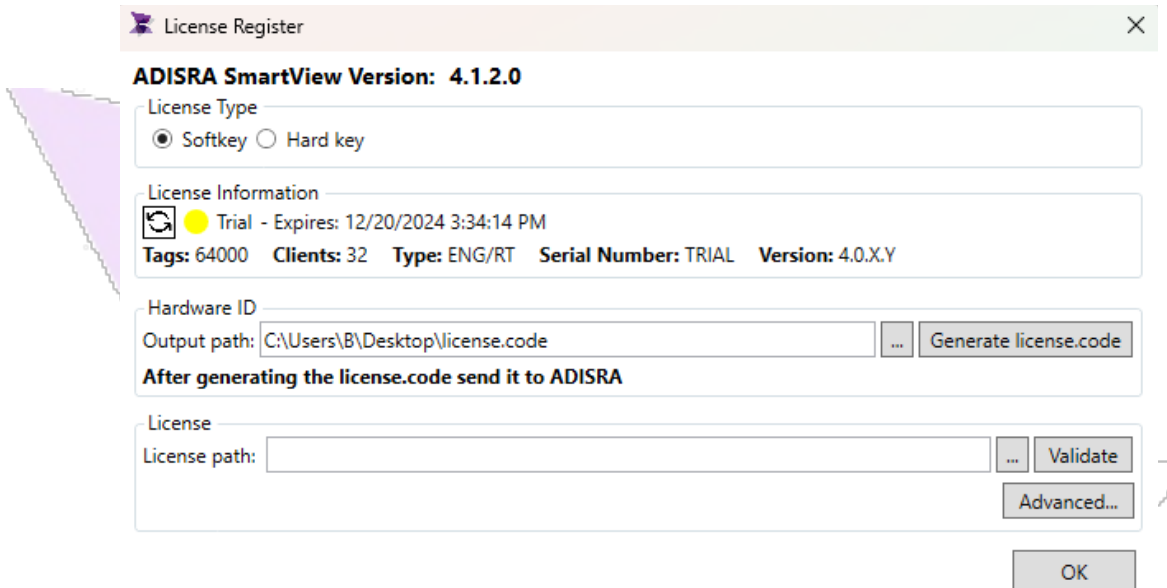


Or alternatively,

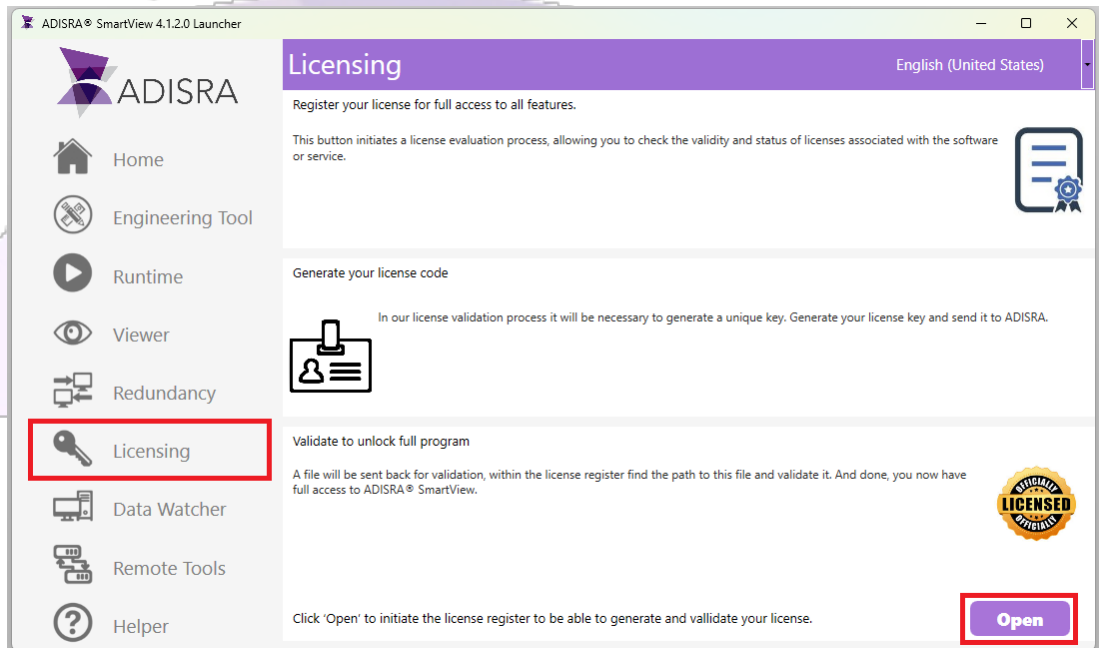
2. Go to the Windows toolbar: Start > All > ADISRA SmartView > Register License:



By using either method 1 or 2, the following window will appear.



- The third option is to use Launcher. Select the Licensing tab and click the Open button. It provides direct access to the Register License application to complete.




There are two license types: a Softkey and a Hard Key.

3.1. Softkey


The softkey involves receiving a digital license, a “.lic” file, from ADISRA. Follow the steps below to generate and validate the softkey license.

1. Click the button labeled “Generate license.code” to generate file containing this machine’s unique Hardware ID information. The file location will be displayed in the text box called Output Path.

NOTE: The user can change the Output Path by clicking on the  button next to the Output Path text box. Please do not change the file name.

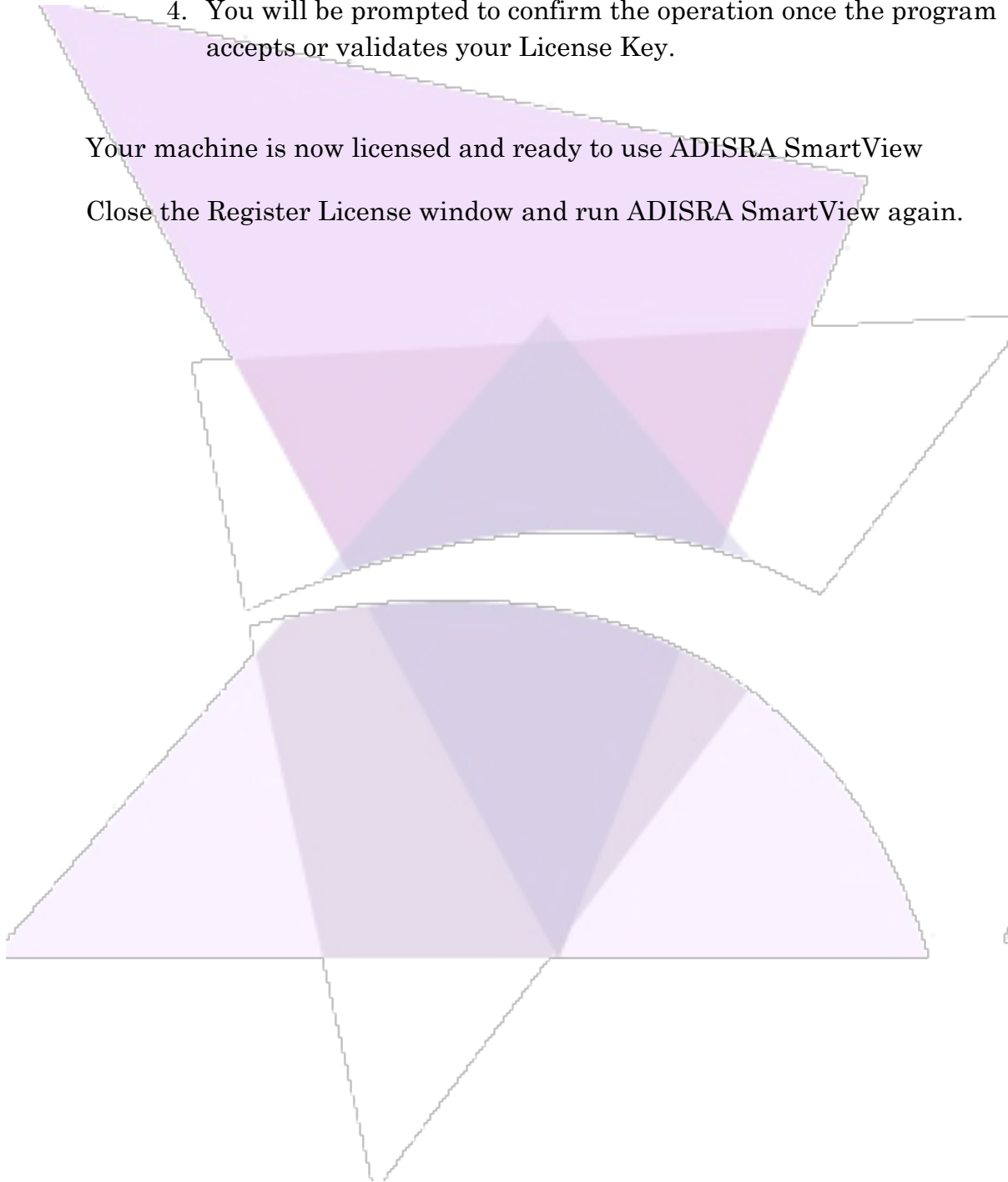
2. Attach the text file named “license.code” to an email and send it to info@adisra.com.

The ADISRA will verify your purchase and send back a License Key File that matches the Hardware ID. Download and save the license file to your storage drive. It is important to remember the license file location.

3. Enter the license key file location in License Path text box or browse to locate it by clicking on the  button next to the License path and then click the Validate button.
4. You will be prompted to confirm the operation once the program accepts or validates your License Key.

Your machine is now licensed and ready to use ADISRA SmartView

Close the Register License window and run ADISRA SmartView again.

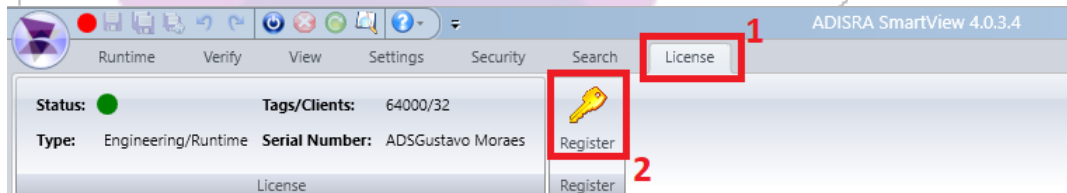


3.2. Hard key

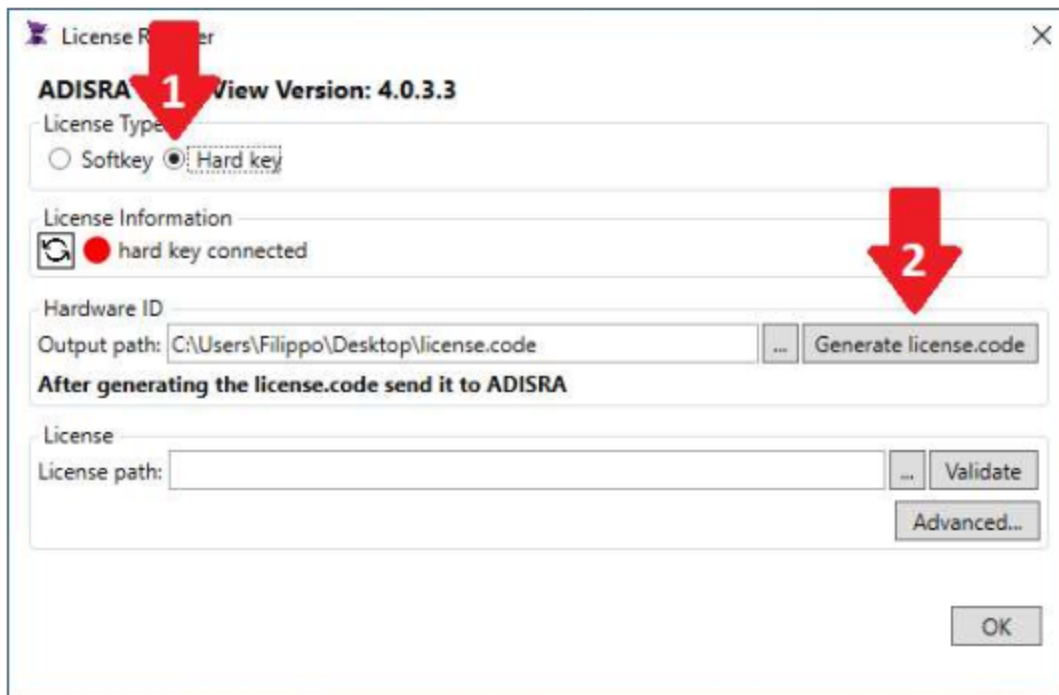
The hard key license is a license added to an external removable device called a dongle. The dongle can be purchased from ADISRA (info@adisra.com) or through an ADISRA Distributor. The hard key can be shipped with a valid license already activated or it can be shipped formatted to receive a valid license through the process provided below. If the hard key was shipped with a valid license activated, then no further action is needed. However, if the hard key was shipped formatted to receive a valid license, then please follow the steps below to generate and activate.

Follow the steps below to generate and validate the Hard Key license.

1. Connect the dongle to the computer's USB port.
2. Launch ADISRA® SmartView and in the top menu, click on the “License” tab, then click the “Register” button.



3. In the “License Type” field, select the “Hard Key” option. Click the button labeled “Generate license.code” to generate file containing the dongle’s unique Hardware ID information. The file location will be displayed in the text box called Output Path.



Note: If you do not have a dongle attached to the computer the License Information will show “No hard key connected”.

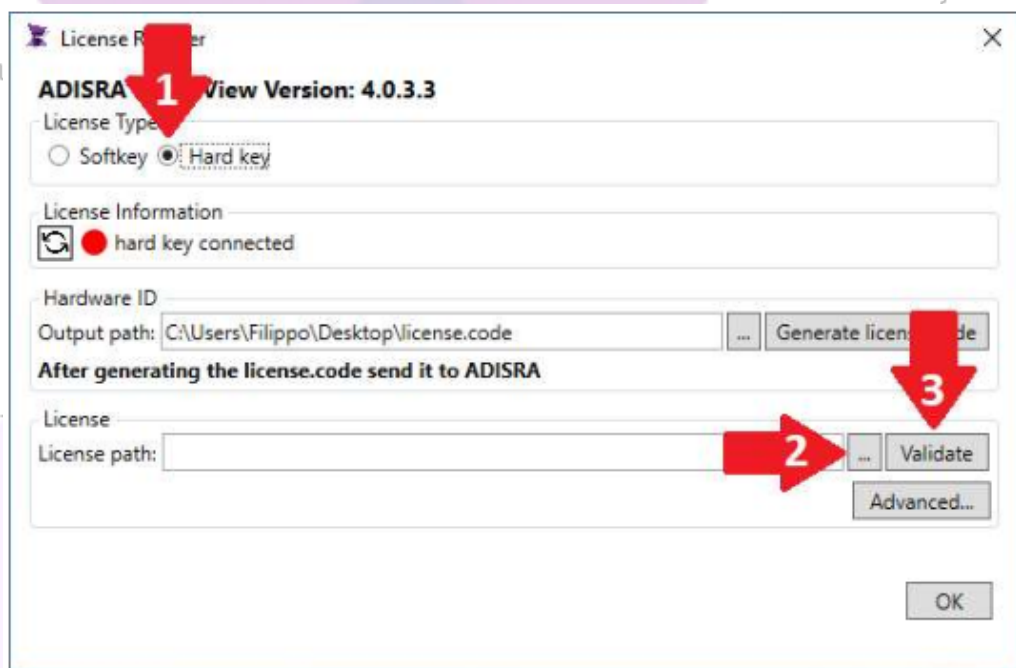
4. Attach the text file named “license.code” to an email and send it to info@adisra.com.

The ADISRA will verify your purchase and send back a License Key File that matches the Hard Key. Download and save the license file to your storage drive. It is important to remember the license file location.

5. Now with the “License.lic” file in your possession, open ADISRA SmartView again. A window will inform you that the current license is not valid as the software is not licensed. Click “Yes” to continue.



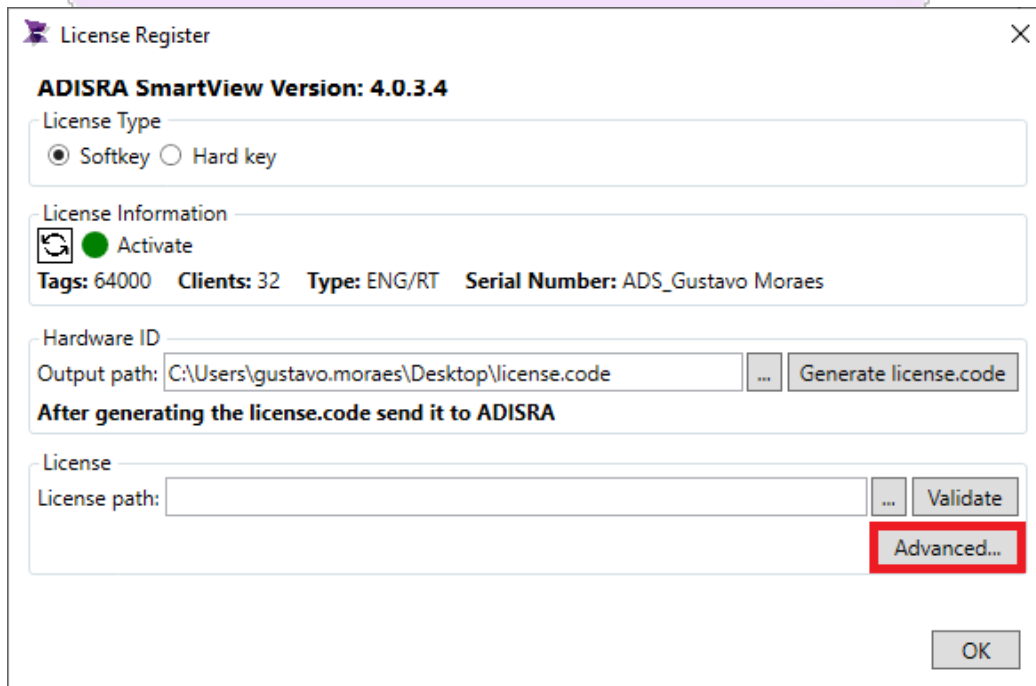
6. In the “License Type” field, select the Hard Key option. Then click on the “...” button and point to the “License.lic” file. After clicking the "Validate" button, your license is ready to use. You have successfully validated your Hard Key.



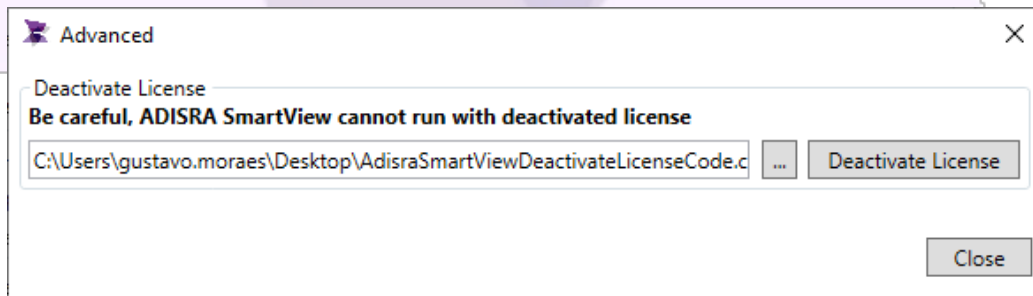
4. Deactivating Softkey License


Each ADISRA SmartView Softkey license is registered to a specific machine. In order to use the Softkey license on another machine, it will be necessary to deactivate the current license. To execute the deactivation procedure, please follow the steps below:

1. In the License Register window, press the “Advanced...” button:




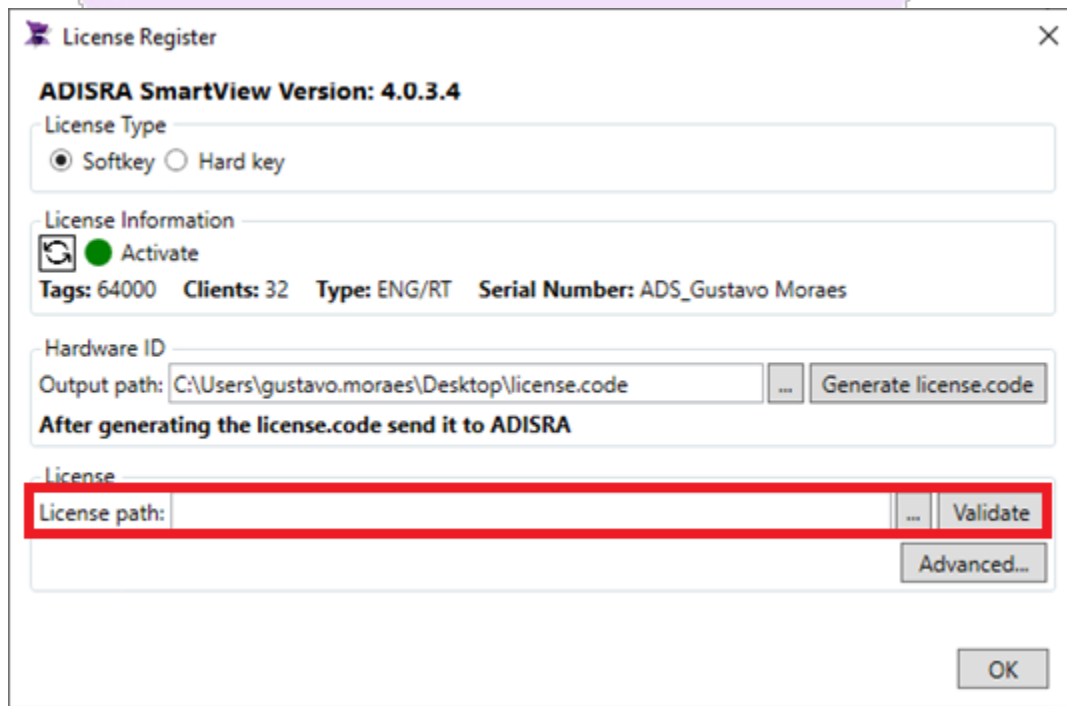
2. It will open a new window so you may decide where the deactivated license file will be generated:



Note: The user can change the deactivated license file location by clicking on the  button next to the “Deactivate License” button.

3. Click the button “Deactivate License” to generate the file.
4. Once deactivated, ADISRA SmartView will ask for the license again and will not work until a regenerated license is validated again.


To validate a regenerated license, send the deactivated license file to info@adisra.com and ADISRA will send a regenerated license back which you can save to the file location in License Path text box or browse to locate it by clicking on the  button next to the License path and then click the Validate button.




License Register


ADISRA SmartView Version: 4.0.3.4

License Type
 Softkey Hard key

License Information
 Activate
Tags: 64000 Clients: 32 Type: ENG/RT Serial Number: ADS_Gustavo Moraes

Hardware ID
Output path: C:\Users\gustavo.moraes\Desktop\license.code  **Generate license.code**

After generating the license.code send it to ADISRA

License
License path:  **Validate**

Advanced...

OK

5. Certificate of Authenticity

When the user purchases a license for ADISRA SmartView, the software vendor/ADISRA will generate a certificate of authenticity for that license, this certificate contains the owners name, or the company name, the email, along with the license's unique: serial number and the hardware ID.

See below an example of a certificate of authenticity:



ADISRA®, InsightView™, and KnowledgeView™ are the registered trademarks of ADISRA, LLC.

© 2025 ADISRA, LLC. All Rights Reserved.